





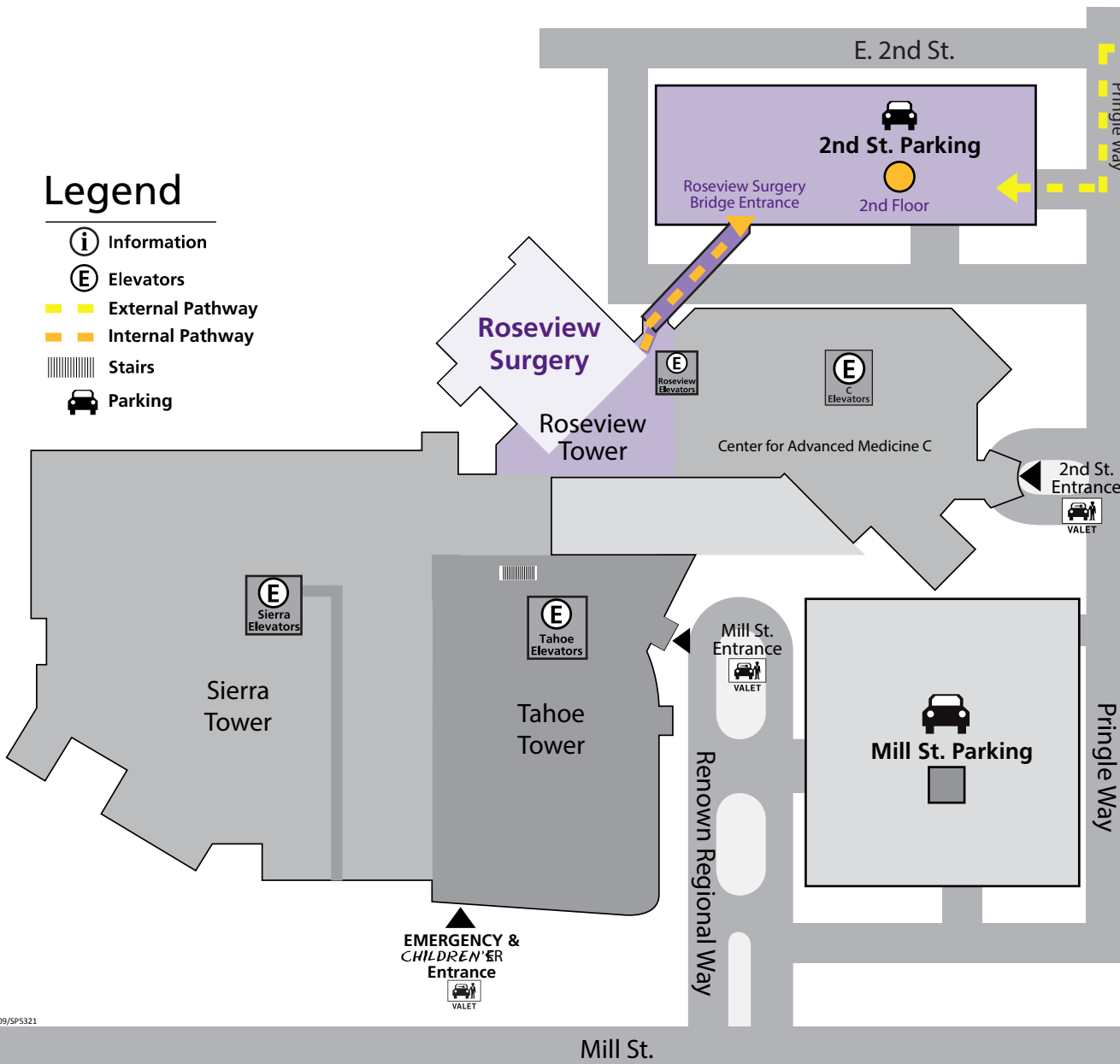


Directions to Roseview Surgery at Renown Regional Medical Center

Legend

-  Information
-  Elevators
-  External Pathway
-  Internal Pathway
-  Stairs
-  Parking



Driving Directions:

1. Exit at Glendale/E. 2nd St. (exit 67).
2. From I-580/US 395 northbound, turn left.
From I-580/US 395 southbound turn right.
3. Cross Kietzke Lane
(Glendale Ave. turns into E. 2nd St.).
4. Turn left at Pringle Way.

Parking:

- Self-parking is available in 2nd St. Parking.

Access Roseview Surgery in the Roseview Tower via the bridge from 2nd St. Parking on the 2nd Floor.